





Lesson Plan on Social Interactions for Grades 2-3



**BUCKET
FILLERS
&
BUCKET
DIPPERS**






HOW DO YOU FILL YOUR BUCKET?

Your teacher will give one half of the class a "Fillers" template and the other half a "Dippers" template. You will write an example of a filler or a dipper (depending on your card). You will have about 5 minutes to work on your card. Once everyone is done, your teacher will begin the game. Your teacher will give you the two signs on the board and explain that half of the class has a filler and half has a dipper. Each student will read their card. Then, the class will identify if the card describes a filler or a dipper. You will then come up and place your card under the correct bucket.


Filler Template




Dipper Template




Filler Template



Dipper Template





BUCKET FILLERS





BUCKET DIPPERS



THIS IS HOW I FILL MY BUCKET

Name: _____

Write how you can be a bucket filler

IN THE CLASSROOM:



IN THE PLAYGROUND:



AT HOME:



THIS IS HOW I FILL MY BUCKET

Name: _____

Write how you can be a bucket filler

IN THE CLASSROOM:



IN THE PLAYGROUND:



AT HOME:





Thank you to the following for clipart and fonts. You help make our content look amazing!



Content & strategies created by
School Counselor World.
Please visit our website at www.schoolcounselorworld.com
Interested in more lesson plans? Join our membership
website for access to ALL our lesson plans for a low monthly fee. Don't
pay for an individual lesson plan ever again!